







Dear Parents / Carers,

This newsletter is designed to inform you of what your child will be learning in Grade 1 classrooms this week. We will be sharing with you important dates, curriculum topics, ways you can help at home etc.

Curriculum Focus	Vocabulary	Activities you can do at home to support your child's learning
<p>Reading: We are learning to identify the characters in a narrative.</p> 	<p>Astounding: surprisingly impressive.</p> 	<ul style="list-style-type: none"> • Discuss who the characters are and what they look like. • How does the character feel and what did they do?
<p>Writing: We are learning to use adjectives to describe characters and settings.</p> 	<p>Internal Plan: What did the characters decide to do? What did they need to do?</p> 	<ul style="list-style-type: none"> • Brainstorm interesting words to describe their character. • Draw a picture of your character and label with adjectives.
<p>Numeracy: We are learning to find the missing number in a subtraction number sentence.</p>	<p>Worded problem: A word problem is a few sentences describing a 'real-life' scenario where a problem needs to be solved.</p> 	<ul style="list-style-type: none"> • Select a number and encourage your child to think of subtraction problems that equal this amount. eg, My answer is 10, what is the question? It could be $20 - 10 = 10$, or $15 - 5 = 10$, or $27 - 17 = 10$
<p>Integrated Studies: We are learning to understand that everyday materials combine with other materials in a variety of ways for particular purposes.</p>	<p>Physical change: A change from one state (solid or liquid or gas) to another without a change in chemical composition.</p>	<ul style="list-style-type: none"> • Brainstorm items that change from one state to another. eg, water (liquid) turning to ice (solid). <p>states of matter</p>  <p>There are three states of matter - solid, liquid and gas.</p>

Important Reminders

- Hats are to be worn in term 4.
- Ensure that your child reads every night for 20 minutes.
- Classroom doors open at 8:35am each morning. It is an expectation that all students will read for 10 minutes at the start of the school day. Classroom instruction begins at 8:45am.
- Student diaries should be signed each night and brought to school every day.
- Record the total running nights of reading each night in school diary.
- Bring blue satchel to school every day.
- School Banking is on Wednesday.
- Art smocks are to be brought to school.
- Nude food (no wrappers in lunch box).

Puzzle

Each week, a new puzzle will be included in the curriculum newsletter. We invite students to have a go at this puzzle each week – print off the puzzle or write your answer on a piece of paper and submit it in the puzzle box in the library before Thursday 15th November. You can also submit your answer by email at puzzleanswers@wyndhamvaleps.vic.edu.au. **Remember to put your name and class on your answer!** A winner from each year level will be awarded at assembly on the following Monday.

6	+		=	14
+		+		+
	+	9	=	16
=		=		=
13	+		=	

20	-	12	=	
+		+		+
25	-		=	13
=		=		=
	-		=	

Due to the recent public holiday, the winners from week 4 and 5 will be announced at assembly on Monday 12th November and published in the week 7 curriculum newsletter.

Thank you very much for your cooperation!

Grade 1 Team