

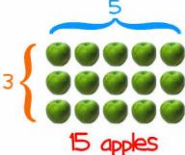



Dear Parents / Carers,

This newsletter is designed to inform you of what your child will be learning in Year 2 classrooms this week. We will be sharing with you important dates, curriculum topics, ways you can help at home etc.

| Curriculum Focus | Vocabulary | Activities you can do at home to support your child's learning |
|-----------------------------------------------------------------------------------------------------------------------------------------------------------------------------------------------------------------------------------------------------------------------------------------------------------------------------------|-------------------------------------------------------------------------------------------------------------------------------------------------------------------------------------------------------------------------------------------------------------------------------------------------------------------------------------------------------|-------------------------------------------------------------------------------------------------------------------------------------------------------------------------------------------------------------------------------------------------------------------------------------------------------------------------------------------------------------------------------------------------------------------------------------------------------------|
| <p>Reading: In reading this week we will continue our focus on questioning.</p> <p>We will begin identifying, asking and answering 'author and me' questions and look at how questioning helps us to monitor our understanding.</p>  | <p><u>Author and Me Questions:</u> Questions where the answer is not directly stated in the text. Students use their prior knowledge and what the author has written to answer the question.</p> <p><u>Comprehension:</u> The ability to understand something.</p> | <ul style="list-style-type: none"> • Have your child create their own 'author and me' questions about a text in their satchel. Students can use question stems such as 'Why did the author choose to write about this topic?' • When reading, ask your child to discuss any questions that they may have – how is my understanding changing as I read the text? |
| <p>Writing: In writing this week we will continue our focus on narrative texts.</p> <p>Students will look at sizzling starts and how they capture the reader's attention. We will also look at developing characters and different settings.</p> | <p><u>Sizzling Start:</u> A sizzling start is the beginning of the story designed to hook the reader in. It begins with a sound, action or dialogue.</p> <p><u>Character:</u> A person in a novel, play or film.</p> <p><u>Setting:</u> The setting is both the time and geographic location within a narrative.</p> | <ul style="list-style-type: none"> • Have your child look through different narrative texts – Discuss how the story begins, has it grabbed my attention? • Ask your child to practice writing a sizzling start for a narrative using a sound, action or dialogue.  <p>The SETTING is the time and the place where the story occurs.</p> |
| <p>Numeracy: In Numeracy this week we will continue our focus on multiplication and volume and capacity.</p> <p>In multiplication, students will begin to use repeated addition to represent multiplication and revise arrays.</p> | <p><u>Multiplication:</u> The act or process of multiplying numbers (adding a number to itself a certain number of times).</p> <p><u>Arrays:</u> An arrangement of a number in equal rows and columns.</p>  | <ul style="list-style-type: none"> • Have students explore the capacity of different containers at home. E.g. – This container holds 4 plastic cups of sand and this one holds 2. Have students order the containers by capacity from smallest to largest. |

| | | |
|-----------------------------------------------------------------------------------------------------------------------------------------------------------------------------------------------------------------------------|-------------------------------------------------------------------------------------------------------------------------------------------------------------------------------------------------------------------------------------------------------------------------------------|--------------------------------------------------------------------------------------------------------------------------------------------------------------------------------------------------------------------------------------|
| <p>In volume and capacity, students will begin comparing and ordering objects based on their capacity and measuring volume.</p> | <p><u>Volume:</u> The measurement of the amount of space and object or substance takes up.</p> <p><u>Capacity:</u> The amount that something can hold.</p> | |
| <p><u>Integrated Studies:</u> In Integrated Studies this term students will be looking at push and pull, light and sound. This week students will explore how objects move and begin to design a marble run.</p> | <p><u>Forces:</u> An interaction that will change the motion of an object.</p> <p><u>Push:</u> Exert force on (someone or something) in order to move it away.</p> <p><u>Pull:</u> A force drawing someone or something in a particular direction.</p> | <ul style="list-style-type: none"> • Have students explore and discuss objects around the home that uses forces of push and pull.  |

| |
|-------------------------------------------------------------------------------------------------------------------------------------------------------------------------------------------------------------------------------------------------------------------------------------------------------------------------------------------------------------------------------------------------------------------------------------------------------------------------------------------------------------------------------------------------------------------------------------------------------------------------------------------------------------------------------------------------------------------------------------------------------------------------------------------------------------------------------------------------------------------|
| <p><u>Important Reminders</u></p> <ul style="list-style-type: none"> • Year 2 sleepover notices will be sent home this week. Please complete and return to school ASAP. • Ensure that your child reads every night for 15 minutes. • Classroom doors open at 8:35am each morning. It is an expectation that all students will read for 10 minutes at the start of the school day. Classroom instruction begins at 8:45am. • Student diaries should be signed each night and brought to school every day. • Record the total running nights of reading each night in school diary. • Bring blue satchel to school every day. • Don't forget – hats are to be worn in Term 4. • School Banking is on Wednesday. • Nude food (no wrappers in lunch box). |
|-------------------------------------------------------------------------------------------------------------------------------------------------------------------------------------------------------------------------------------------------------------------------------------------------------------------------------------------------------------------------------------------------------------------------------------------------------------------------------------------------------------------------------------------------------------------------------------------------------------------------------------------------------------------------------------------------------------------------------------------------------------------------------------------------------------------------------------------------------------------|


Upcoming Dates

| | |
|-------------------------------------------------------|----------------------------------------------------------------|
| Wednesday, 17 th and Thursday 18th October | Art Show beginning at 3pm. |
| Monday, 5 th November | Curriculum Day – No students required at school. |
| Tuesday, 6 th November | Melbourne Cup Public Holiday – No students required at school. |
| Friday, 9 th November | Year 2 Sleepover |
| Tuesday, 11 th December | Step Up Day |

Puzzle

Each week, a new puzzle will be included in the curriculum newsletter. We invite students to have a go at this puzzle each week – print off the puzzle or write your answer on a piece of paper and submit it in the puzzle jar in the office before **Thursday, 18th of October**. You can also submit your answer by email at puzzleanswers@wyndhamvaleps.vic.edu.au. Remember to put your **name and class** on your answer! A winner from each year level will be awarded at assembly on the following Monday.

Starting at the top hexagon in the maze, make your way to the bottom hexagon by moving from shape to adjacent shape. You may ONLY move from a blue shape to a green one, from a green shape to a red one, or from a red shape to a blue one.



Thank you very much for your cooperation!

Year 2 Team